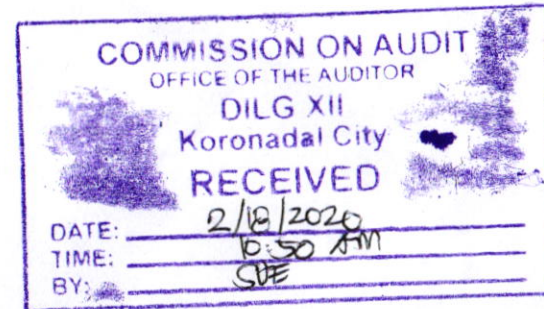


MONTHLY REPORT OF DISBURSEMENTS
For the month of JANUARY 2020



Department : 14
 Agency : DEPARTMENT OF THE INTERIOR AND LOCAL GOVERNMENT
 Operating Unit : 03-00012
 Organization Code (UACS) : 14-001-03-00012
 Funding Source Code (as clustered) : 11
 (e.g. Old Fund Code: 101,102, 151)

PARTICULARS	CURRENT YEAR BUDGET					PRIOR YEAR'S BUDGET											TRUST LIABILITIES				GRAND TOTAL					Remarks		
	PS	MOOE	Fin. Exp	CO	TOTAL	PRIOR YEAR'S ACCOUNTS PAYABLE					CURRENT YEAR'S ACCOUNTS						SUB-TOTAL	PS	MOOE	CO	TOTAL	PS	MOOE	Fin. Exp	CO		TOTAL	
						PS	MOOE	Fin. Exp	CO	Sub-Total	PS	MOOE	Fin. Exp	CO	Sub-Total	TOTAL												
1	2	3	4	5	6=(2+3+4+5)	7	8	9	10	11=(7+8+9+10)	12	13	14	15	16=(12+13+14+15)	17=(11+16)	18=(6+17)	19	20	21	22=(19+20+21)	23	24	25	26	27=(23+24+25+26)	28	
CASH DISBURSEMENTS																												
Notice of Cash Allocation (NCA)																												
MDS Checks Issued	3,067.00	29,633.76			32,700.76		81,073.97			81,073.97					81,073.97	113,774.73						3,067.00	110,707.73			113,774.73		
Advice to Debit Account	7,495,047.35	41,853.10			7,536,900.45	24,022.60	1,797,691.19			1,821,713.79					1,821,713.79	9,358,614.24						7,519,069.95	1,839,544.29			9,358,614.24		
Notice of Transfer Allocations (NTA)																												
MDS Checks Issued																												
Advice to Debit Account																												
Cash Disbursement Ceiling (CDC)																												
TOTAL CASH DISBURSEMENTS	7,498,114.35	71,486.86			7,569,601.21	24,022.60	1,878,765.16			1,902,787.76					1,902,787.76	9,472,388.97						7,522,136.95	1,950,252.02			9,472,388.97		
NON-CASH DISBURSEMENTS																												
Tax Remittance Advices Issued (TRA)	924,734.55	2,548.65			927,283.20		27,729.51			27,729.51					27,729.51	955,012.71						924,734.55	30,278.16			955,012.71		
TOTAL NON-CASH DISBURSEMENTS	924,734.55	2,548.65			927,283.20		27,729.51			27,729.51					27,729.51	955,012.71						924,734.55	30,278.16			955,012.71		
GRAND TOTAL	8,422,848.90	74,035.51			8,496,884.41	24,022.60	1,906,494.67			1,930,517.27					1,930,517.27	10,427,401.68						8,446,871.50	1,980,530.18			10,427,401.68		

SUMMARY:


	Previous Report	This month	As at Date		Previous Report	This month	As at Date
Total Disbursement Authorities Received				Total Disbursements Program			
NCA		10,577,000.00	10,577,000.00	Less: * Actual Disbursements		13,607,012.71	13,607,012.71
NTA		2,075,000.00	2,075,000.00			10,427,401.68	10,427,401.68
Working Fund				(Over)/Under spending		3,179,611.03	3,179,611.03
TRA		955,012.71	955,012.71				
CDC				Cash / Book Balance			3,179,611.03
NCAA							
Less: Notice of Transfer Allocations (NTA)* issued							
Total Disbursements Authorities Available		13,607,012.71	13,607,012.71				
Less: Lapsed NCA Disbursements **		10,427,401.68	10,427,401.68				
Balance of Disbursements Authorities as of to date		3,179,611.03	3,179,611.03				

Notes: * The use of NTA is discouraged
 ** Amounts should tally with the grand total disbursements (column 27).


Certified Correct:


 CHARISE MAY ELISEO, CPA
 Accountant II/ OIC, Accounting Section

Recommending Approval:


 DENNIS T. SULCOL, MPA
 Chief Administrative Officer

Approved By:


 JOSEPHINE CABRIDO-LEYSA, CESO III
 Regional Director